

Production of Toilet Paper Rolls, Facial Tissue & Paper Napkins

Manufacturing Plant, Detailed Project Report, Profile, Business Plan, Industry Trends, Market Research, Survey, Manufacturing Process, Machinery, Raw Materials, Feasibility Study, Investment Opportunities, Cost and Revenue, Plant Economics, Production Schedule, Working Capital Requirement, Plant Layout, Process Flow Sheet, Cost of Project, Projected Balance Sheets, Profitability Ratios, Break Even Analysis

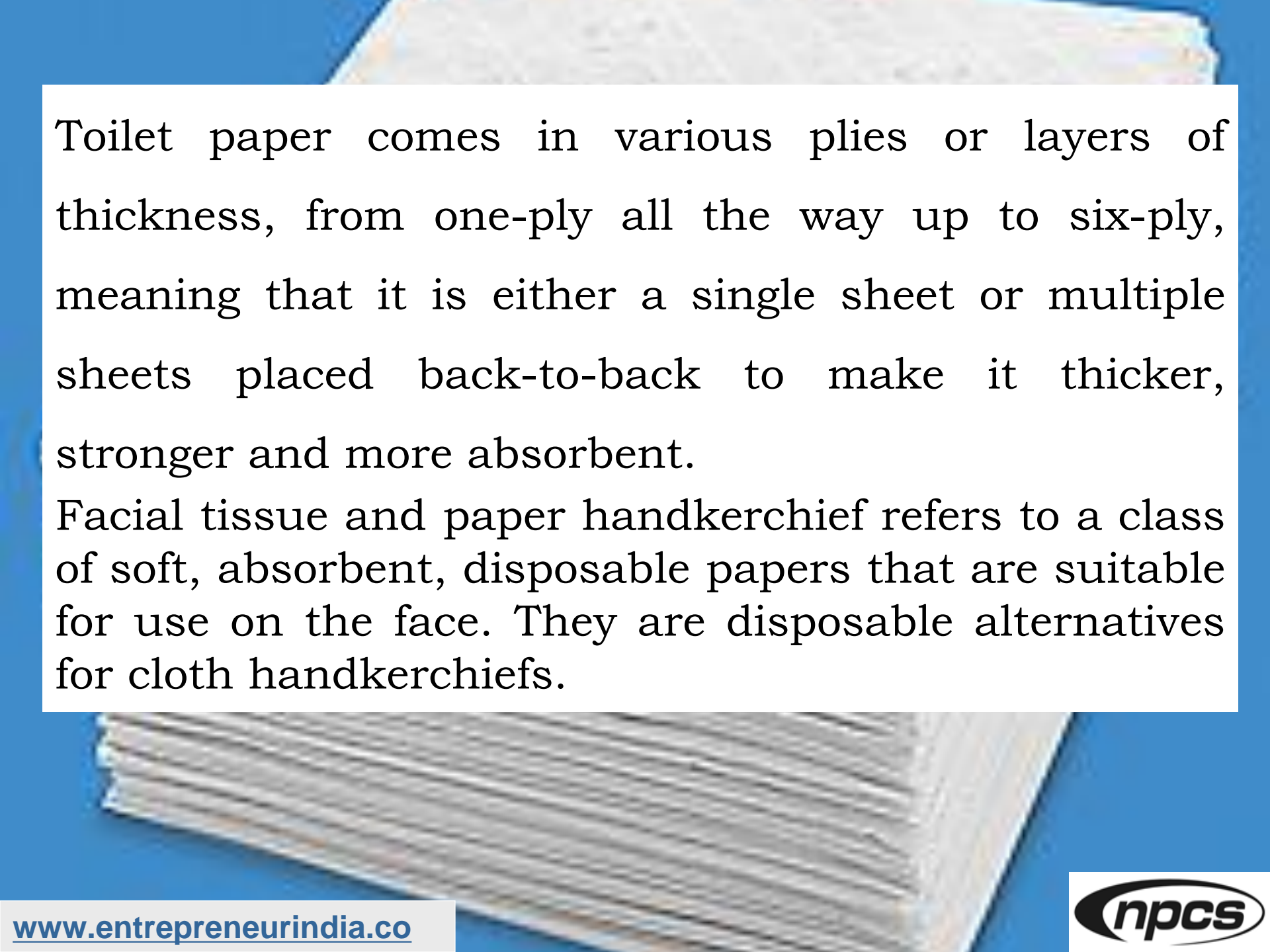
Introduction

The tissues paper sector has boomed over the last few years. With a move to more luxurious tissue paper and ultra-absorbent paper towels the industry has been able to increase the tissue prices and create new brands to retain consumers. Tissue can be made both from virgin and recycled paper pulp. Majorly there are five types of tissue papers namely; Bathroom Tissue, Facial Tissue, Paper Towel, Paper Napkin and, Specialty and Wrapping Tissue.

A napkin, serviette or face towelette is a rectangle of cloth used at the table for wiping the mouth and fingers while eating. It is usually small and folded, sometimes in intricate designs and shapes.



Toilet paper is a tissue paper product used by people primarily for the ablution of the anus and surrounding area of fecal material after defecation and by human females for cleaning the perineal area of urine after urination and other bodily fluid releases. It also acts as a layer of protection for the hands during these processes. It is sold as a long strip of perforated paper wrapped around a paperboard core for storage in a dispenser near a toilet. Most modern toilet paper in the developed world is designed to decompose in septic tanks, whereas some other bathroom and facial tissues are not.

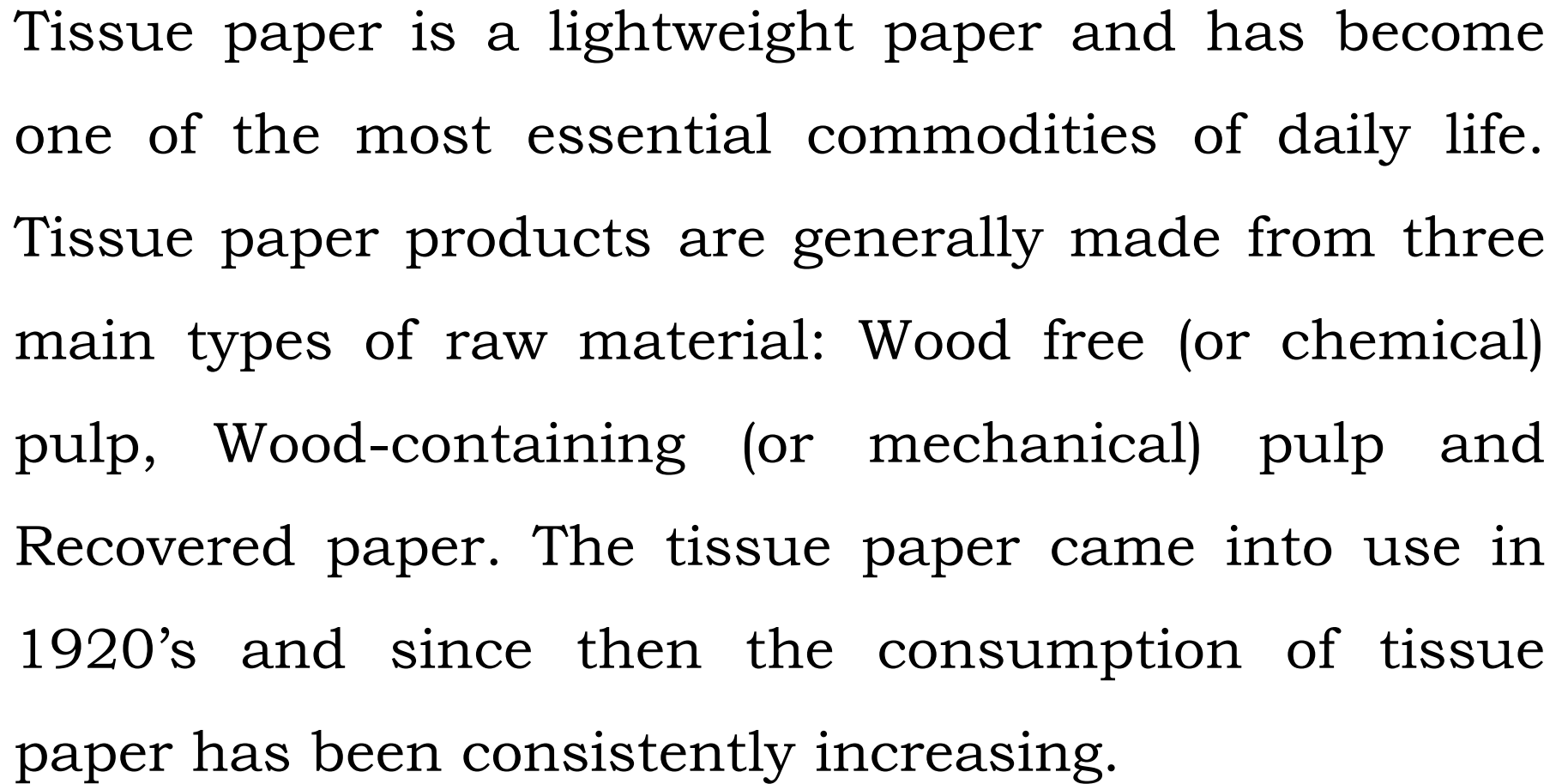


Toilet paper comes in various plies or layers of thickness, from one-ply all the way up to six-ply, meaning that it is either a single sheet or multiple sheets placed back-to-back to make it thicker, stronger and more absorbent.

Facial tissue and paper handkerchief refers to a class of soft, absorbent, disposable papers that are suitable for use on the face. They are disposable alternatives for cloth handkerchiefs.

The terms are commonly used to refer to the type of paper tissue, usually sold in boxes, that is designed to facilitate the expulsion of nasal mucus from the nose (nose-blowing) although it may refer to other types of facial tissues including napkins and wipes.






Tissue paper is a lightweight paper and has become one of the most essential commodities of daily life. Tissue paper products are generally made from three main types of raw material: Wood free (or chemical) pulp, Wood-containing (or mechanical) pulp and Recovered paper. The tissue paper came into use in 1920's and since then the consumption of tissue paper has been consistently increasing.

The continuous developments in the tissue paper industry have enabled individuals to lead a more sterile and hygienic life.

Global Tissue Paper market to grow at a CAGR of 4.9 percent over the period 2012-2016. One of the key factors contributing to this market growth is the increasing demand of tissue paper for personal hygiene.

The Global Tissue Paper market has also been witnessing an increase in the number of international trips between the western and eastern worlds. However, the increasing demand for hand-drier machines could pose a challenge to the growth of this market.

Tissue and hygiene in India witnessed strong double-digit growth in 2016 aided by increasing consumer disposable income and consumer awareness.



Tissues & wipes products have seen a tremendous growth in the recent years in India.

The global tissue paper market to grow at a CAGR of 4.88% over the period 2014-2019.

Few Indian Major Players are as under

- Naini Tissues Ltd.
- Pamwi Tissues Ltd.
- Premier Tissues India Ltd.
- Pudumjee Hygiene Products Ltd.
- S R Foils & Tissue Ltd.
- Tainwala Healthcare Products Pvt. Ltd.
- Vally Fibers & Tissues Ltd.

Project at a Glance

COST OF PROJECT				MEANS OF FINANCE			
Particulars	Existing	Proposed	Total	Particulars	Existing	Proposed	Total
Land & Site Development Exp.	0.00	75.00	75.00	Capital	0.00	85.22	85.22
Buildings	0.00	100.80	100.80	Share Premium	0.00	0.00	0.00
Plant & Machineries	0.00	58.51	58.51	Other Type Share			
Motor Vehicles	0.00	8.00	8.00	Capital	0.00	0.00	0.00
Office Automation Equipments	0.00	26.75	26.75	Reserves & Surplus	0.00	0.00	0.00
Technical Knowhow Fees & Exp.	0.00	15.00	15.00	Cash Subsidy	0.00	0.00	0.00
Franchise & Other Deposits	0.00	0.00	0.00	Internal Cash Accruals	0.00	0.00	0.00
Preliminary & Pre-operative Exp	0.00	2.50	2.50	Long/Medium Term Borrowings	0.00	255.67	255.67
Provision for Contingencies	0.00	5.80	5.80	Debentures / Bonds Unsecured	0.00	0.00	0.00
Margin Money - Working Capital	0.00	48.54	48.54	Loans/Deposits	0.00	0.00	0.00
TOTAL	0.00	340.90	340.90	TOTAL	0.00	340.90	340.90

Project at a Glance

Year	Annualised		Book Value	Debt	Dividend	Retained Earnings		Payout	Probable Market Price	P/E Ratio	Yield Price/Book Value
	EPS	CEPS	Per Share		Per Share	Per Share				No.of Times	
						%		%			%
1-2	6.94	9.87	16.94	24.00	0.00	100.00	6.94	0.00	6.94	1.00	0.00
2-3	9.56	12.15	26.50	18.00	0.00	100.00	9.56	0.00	9.56	1.00	0.00
3-4	12.20	14.50	38.70	12.00	0.00	100.00	12.20	0.00	12.20	1.00	0.00
4-5	14.80	16.84	53.49	6.00	0.00	100.00	14.80	0.00	14.80	1.00	0.00
5-6	17.33	19.14	70.82	0.00	0.00	100.00	17.33	0.00	17.33	1.00	0.00

Project at a Glance

Year	D. S. C. R.			Debt / Equity - Deposits Debt	as- Equity	Total Net Worth	Return on Net Worth	Profitability Ratio					Assets Turnover Ratio	Current Ratio
	Individual	Cumulative	Overall					GPM	PBT	PAT	Net Contribution	P/V Ratio		
	(Number of times)			(Number of times)		%	%	%	%	%	%			
Initial				3.00	3.00									
1-2	1.41	1.41		1.42	1.42	3.18	8.78%	5.33%	3.52%	291.85	17.37%	2.85	1.10	
2-3	1.71	1.56		0.68	0.68	1.98	9.35%	6.45%	4.16%	289.95	14.79%	2.97	1.24	
3-4	2.08	1.72	2.08	0.31	0.31	1.33	9.74%	7.28%	4.64%	330.17	14.73%	2.96	1.40	
4-5	2.51	1.89		0.11	0.11	0.94	10.01%	7.89%	5.00%	370.39	14.69%	2.88	1.58	
5-6	3.04	2.08		0.00	0.00	0.69	10.18%	8.33%	5.27%	410.60	14.66%	2.76	1.98	

Project at a Glance

BEP

BEP - Maximum Utilisation Year	5
Cash BEP (% of Installed Capacity)	37.32%
Total BEP (% of Installed Capacity)	41.09%
IRR, PAYBACK and FACR	
Internal Rate of Return .. (In %age)	29.37%
Payback Period of the Project is (In Years)	2 Years 3 Months
Fixed Assets Coverage Ratio (No. of times)	14.567

Major Queries/Questions Answered in the Report?

- 1. What is Toilet Paper Rolls, Facial Tissue & Paper Napkins Manufacturing industry ?**
- 2. How has the Toilet Paper Rolls, Facial Tissue & Paper Napkins Manufacturing industry performed so far and how will it perform in the coming years ?**
- 3. What is the Project Feasibility of Toilet Paper Rolls, Facial Tissue & Paper Napkins Manufacturing Plant ?**
- 4. What are the requirements of Working Capital for setting up Toilet Paper Rolls, Facial Tissue & Paper Napkins Manufacturing plant ?**

- 5. What is the structure of the Toilet Paper Rolls, Facial Tissue & Paper Napkins Manufacturing Business and who are the key/major players ?**
- 6. What is the total project cost for setting up Toilet Paper Rolls, Facial Tissue & Paper Napkins Manufacturing plant ?**
- 7. What are the operating costs for setting up Toilet Paper Rolls, Facial Tissue & Paper Napkins Manufacturing plant ?**
- 8. What are the machinery and equipment requirements for setting up Toilet Paper Rolls, Facial Tissue & Paper Napkins Manufacturing plant ?**

- 9. Who are the Suppliers and Manufacturers of Plant & Machinery for setting up Toilet Paper Rolls, Facial Tissue & Paper Napkins Manufacturing plant ?**
- 10. What are the requirements of raw material for setting up Toilet Paper Rolls, Facial Tissue & Paper Napkins Manufacturing plant ?**
- 11. Who are the Suppliers and Manufacturers of Raw materials for setting up Toilet Paper Rolls, Facial Tissue & Paper Napkins Manufacturing plant ?**
- 12. What is the Manufacturing Process of Toilet Paper Rolls, Facial Tissue & Paper Napkins?**

- 13. What is the total size of land required for setting up Toilet Paper Rolls, Facial Tissue & Paper Napkins Manufacturing plant ?**
- 14. What will be the income and expenditures for Toilet Paper Rolls, Facial Tissue & Paper Napkins Manufacturing plant ?**
- 15. What are the Projected Balance Sheets of Toilet Paper Rolls, Facial Tissue & Paper Napkins Manufacturing plant ?**
- 16. What are the requirement of utilities and overheads for setting up Toilet Paper Rolls, Facial Tissue & Paper Napkins Manufacturing plant?**

- 17. What is the Built up Area Requirement and cost for setting up Toilet Paper Rolls, Facial Tissue & Paper Napkins Manufacturing Business?**
- 18. What are the Personnel (Manpower) Requirements for setting up Toilet Paper Rolls, Facial Tissue & Paper Napkins Manufacturing Business?**
- 19. What are Statistics of Import & Export for Toilet Paper Rolls, Facial Tissue & Paper Napkins ?**
- 20. What is the time required to break-even of Toilet Paper Rolls, Facial Tissue & Paper Napkins Manufacturing Plant?**

21. What is the Break-Even Analysis of up Toilet Paper Rolls, Facial Tissue & Paper Napkins Manufacturing plant?

22. What are the Project financials of up Toilet Paper Rolls, Facial Tissue & Paper Napkins Manufacturing plant?

23. What are the Profitability Ratios of up Toilet Paper Rolls, Facial Tissue & Paper Napkins Manufacturing plant?

24. What is the Sensitivity Analysis-Price/Volume of up Toilet Paper Rolls, Facial Tissue & Paper Napkins?

25. What are the Projected Pay-Back Period and IRR of Toilet Paper Rolls, Facial Tissue & Paper Napkins Manufacturing plant?

26. What is the Process Flow Sheet Diagram of Toilet Paper Rolls, Facial Tissue & Paper Napkins Manufacturing project?

27. What are the Market Opportunities for setting up Toilet Paper Rolls, Facial Tissue & Paper Napkins Manufacturing plant?



28. What is the Market Study and Assessment for setting up Paper Napkins, Toilet Paper Rolls & Facial Tissue Manufacturing plant?

29. What is the Plant Layout for setting up Paper Napkins, Toilet Paper Rolls & Facial Tissue Manufacturing Business?




Table of Contents of the Project Report

1. PROJECT LOCATION

1.1. DISTRICT PROFILE & GEOTECHNICAL SITE CHARACTERIZATION

1.1.1. General Characteristics

1.1.2. Geographical Area

1.1.3. Demographics

1.1.4. Topography

1.1.5. Map

1.1.6. Transport and Connectivity

1.1.7. Forest

1.1.8. Administrative set up

1.1.9. Industry at a Glance

1.1.10. Details of Existing Micro & Small Enterprises and Artisan Units in the District

2. INTRODUCTION

3. USES AND APPLICATIONS

- 3.1. PAPER NAPKINS
- 3.2. FACIALS TISSUE
- 3.3. TOILET PAPER

4. APPLICATIONS OF TISSUE PAPERS

5. PROPERTIES AND CHARACTERISTICS

6. MARKET SURVEY

6.1. TISSUE PAPER MARKET POTENTIAL

7. B.I.S. SPECIFICATION

7.1. IS: 8460 – 1977 WRAPPING TISSUE PAPER

7.2. IS: 6615 – 1972 GENERAL PURPOSE
PACKING/WRAPPING PAPER (REAFFIRMED 1985)
SIZE A4

8. EXPORT & IMPORT: ALL COUNTRIES

8.1. EXPORT: ALL COUNTRIES

- 8.1.1. Handkerchips, Clnng/Facial Tissue and Towels
- 8.2. IMPORT: ALL COUNTRIES
 - 8.2.1. Handkerchips, Clnng/Facial Tissue and Towels
- 8.3. EXPORT: ALL COUNTRIES
 - 8.3.1. Toilet/Facial Tissue Stock Etc Fr Houshld/Sntrypurps, Clls Wdng and Webs of Clls Fabrs
- 8.4. IMPORT: ALL COUNTRIES
 - 8.4.1. Toilet/Facial Tissue Stock Etc Fr Houshld/Sntrypurps, Clls Wdng and Webs of Clls Fabrs
- 8.5. EXPORT: ALL COUNTRIES
 - 8.5.1. Toilet Paper or Similar; Pulp/ Celulos Wdg/ Webs of Celulos Fbrs Usd in Home/ Hsptl/ Sntry/ Apprl
- 8.6. IMPORT: ALL COUNTRIES
 - 8.6.1. Toilet Paper or Similar; Pulp/ Celulos Wdg/ Webs of Celulos Fbrs Usd in Home/ Hsptl/ Sntry/ Apprl

9. FINANCIALS & COMPARISON OF MAJOR INDIAN PLAYERS/COMPANIES

- 9.1. ABOUT FINANCIAL STATEMENTS OF CMIE DATABASE
- 9.2. PROFITS & APPROPRIATIONS
- 9.3. TOTAL LIABILITIES
- 9.4. TOTAL ASSETS
- 9.5. NET CASH FLOW FROM OPERATING ACTIVITIES
- 9.6. SECTION – I
 - 9.6.1. Name of Company with Contact Details

9.6.2. Name of Director(S)

9.6.3. Plant Capacity

9.6.4. Location of Plant

9.6.5. Name of Raw Material(S) Consumed With Quantity & Cost

9.7. SECTION – II

9.7.1. Assets

9.7.2. Cash Flow

9.7.3. Cost as % Ge of Sales

9.7.4. Forex Transaction

9.7.5. Growth in Assets & Liabilities

9.7.6. Growth in Income & Expenditure

9.7.7. Income & Expenditure

9.7.8. Liabilities

9.7.9. Liquidity Ratios

9.7.10. Profitability Ratio

9.7.11. Profits

9.7.12. Return Ratios

9.7.13. Structure of Assets & Liabilities (%)

9.7.14. Working Capital & Turnover Ratios

10. PRESENT MANUFACTURERS

11. EXPORT & IMPORT STATISTICS DATA OF INDIA

- 11.1. EXPORT STATISTICS DATA FOR TISSUE PAPER
- 11.2. IMPORT STATISTICS DATA FOR TISSUE PAPER
- 11.3. EXPORT STATISTICS DATA FOR FACIAL TISSUE
- 11.4. IMPORT STATISTICS DATA FOR FACIAL TISSUE
- 11.5. EXPORT STATISTICS DATA FOR TOILET ROLL
- 11.6. IMPORT STATISTICS DATA FOR TOILET ROLL

12. MANUFACTURING PROCESS

- 12.1. BASIC RAW MATERIAL REQUIRED
- 12.2. MANUFACTURING PROCESS OF FACIAL TISSUE PAPER
- 12.3. MANUFACTURING PROCESS OF PAPER NAPKINS

12.4. MANUFACTURING PROCESS OF TOILET ROLL

13. PROCESS FLOW DIAGRAM

14. QUALITY CONTROL SYSTEM FOR PAPER BOARD AND TISSUE MACHINES

- 14.1. SENSOR PLATFORM
- 14.2. SCANNER BEAM
- 14.3. VARIABLES TO BE MEASURED
- 14.4. MEASUREMENT PROCESS
- 14.5. SENSOR REQUIREMENTS

15. SUPPLIERS OF RAW MATERIAL

16. SUPPLIERS OF PLANT & MACHINERY

17. PLANT LAYOUT

18. PHOTOGRAPHS/IMAGES FOR REFERENCE

18.1. MACHINERY PHOTOGRAPHS

18.2. PRODUCT PHOTOGRAPHS

18.3. RAW MATERIAL PHOTOGRAPHS

19. QUOTATION OF PLANT, MACHINERY AND EQUIPMENTS FROM SUPPLIER

Project Financials

• Project at a Glance	Annexure
• Assumptions for Profitability workings	1
• Plant Economics.....	2
• Production Schedule.....	3
• Land & Building.....	4
Factory Land & Building	
Site Development Expenses	

- **Plant & Machinery.....5**
 - Indigenous Machineries**
 - Other Machineries (Miscellaneous, Laboratory etc.)**

- **Other Fixed Assets.....6**
 - Furniture & Fixtures**
 - Pre-operative and Preliminary Expenses**
 - Technical Knowhow**
 - Provision of Contingencies**

- **Working Capital Requirement Per Month.....7**
 - Raw Material**
 - Packing Material**
 - Lab & ETP Chemical Cost**
 - Consumable Store**

- **Overheads Required Per Month and Per Annum.....8**
 - Utilities & Overheads (Power, Water and Fuel Expenses etc.)**
 - Royalty and Other Charges**
 - Selling and Distribution Expenses**

- **Salary and Wages9**

- **Turnover Per Annum10**

- **Share Capital.....11**
 - Equity Capital**
 - Preference Share Capital**

- **Annexure 1 :: Cost of Project and Means of Finance**
- **Annexure 2 :: Profitability and Net Cash Accruals**
 - **Revenue/Income/Realisation**
 - **Expenses/Cost of Products/Services/Items**
 - **Gross Profit**
 - **Financial Charges**
 - **Total Cost of Sales**
 - **Net Profit After Taxes**
 - **Net Cash Accruals**

- **Annexure 3 :: Assessment of Working Capital requirements**

- **Current Assets**
- **Gross Working Capital**
- **Current Liabilities**
- **Net Working Capital**
- **Working Note for Calculation of Work-in-process**

- **Annexure 4 :: Sources and Disposition of Funds**

• **Annexure 5 :: Projected Balance Sheets**

- **ROI (Average of Fixed Assets)**
- **RONW (Average of Share Capital)**
- **ROI (Average of Total Assets)**

• **Annexure 6 :: Profitability Ratios**

- **D.S.C.R**
- **Earnings Per Share (EPS)**
- **Debt Equity Ratio**

• **Annexure 7 :: Break-Even Analysis**

- **Variable Cost & Expenses**
- **Semi-Variable/Semi-Fixed Expenses**
- **Profit Volume Ratio (PVR)**
- **Fixed Expenses / Cost**
- **B.E.P**

• **Annexure 8 to 11 :: Sensitivity Analysis-Price/Volume**

- **Resultant N.P.B.T**
- **Resultant D.S.C.R**
- **Resultant PV Ratio**
- **Resultant DER**
- **Resultant ROI**
- **Resultant BEP**

- **Annexure 12 :: Shareholding Pattern and Stake Status**

- **Equity Capital**
- **Preference Share Capital**

- **Annexure 13 :: Quantitative Details-Output/Sales/Stocks**

- **Determined Capacity P.A of Products/Services**
- **Achievable Efficiency/Yield % of Products/Services/Items**
- **Net Usable Load/Capacity of Products/Services/Items**
- **Expected Sales/ Revenue/ Income of Products/ Services/ Items**

- **Annexure 14** :: **Product wise Domestic Sales Realisation**
- **Annexure 15** :: **Total Raw Material Cost**
- **Annexure 16** :: **Raw Material Cost per unit**
- **Annexure 17** :: **Total Lab & ETP Chemical Cost**
- **Annexure 18** :: **Consumables, Store etc.**
- **Annexure 19** :: **Packing Material Cost**
- **Annexure 20** :: **Packing Material Cost Per Unit**

- **Annexure 21** :: **Employees Expenses**
- **Annexure 22** :: **Fuel Expenses**
- **Annexure 23** :: **Power/Electricity Expenses**
- **Annexure 24** :: **Royalty & Other Charges**
- **Annexure 25** :: **Repairs & Maintenance**

Expenses

- **Annexure 26** :: **Other Manufacturing Expenses**
- **Annexure 27** :: **Administration Expenses**
- **Annexure 28** :: **Selling Expenses**

- **Annexure 29 :: Depreciation Charges – as per Books (Total)**
- **Annexure 30 :: Depreciation Charges – as per Books (P & M)**
- **Annexure 31 :: Depreciation Charges - as per IT Act WDV (Total)**
- **Annexure 32 :: Depreciation Charges - as per IT Act WDV (P & M)**
- **Annexure 33 :: Interest and Repayment - Term Loans**
- **Annexure 34 :: Tax on Profits**
- **Annexure 35 :: Projected Pay-Back Period and IRR**

Reasons for buying our report:

- **This report helps you to identify a profitable project for investing or diversifying into by throwing light to crucial areas like industry size, market potential of the product and reasons for investing in the product**
- **This report provides vital information on the product like it's characteristics and segmentation**
- **This report helps you market and place the product correctly by identifying the target customer group of the product**

- **This report helps you understand the viability of the project by disclosing details like machinery required, project costs and snapshot of other project financials**
- **The report provides a glimpse of government regulations applicable on the industry**
- **The report provides forecasts of key parameters which helps to anticipate the industry performance and make sound business decisions**

Our Approach:

- **Our research reports broadly cover Indian markets, present analysis, outlook and forecast for a period of five years.**
- **The market forecasts are developed on the basis of secondary research and are cross-validated through interactions with the industry players**
- **We use reliable sources of information and databases. And information from such sources is processed by us and included in the report**

Scope of the Report

The report titled “Market Survey cum Detailed Techno Economic Feasibility Report on Toilet Paper Rolls, Facial Tissue & Paper Napkins” provides an insight into the Toilet Paper Rolls, Facial Tissue & Paper Napkins market in India with focus on uses and applications, Manufacturing Process, Process Flow Sheets, Plant Layout and Project Financials of Toilet Paper Rolls, Facial Tissue & Paper Napkins project. The report assesses the market sizing and growth of the Indian Toilet Paper Rolls, Facial Tissue & Paper Napkins Industry. While expanding a current business or while venturing into new business, entrepreneurs are often faced with the dilemma of zeroing in on a suitable product/line. And before diversifying/venturing into any product, they wish to study the following aspects of the identified product:

- **Good Present/Future Demand**
- **Export-Import Market Potential**
- **Raw Material & Manpower Availability**
- **Project Costs and Payback Period**

We at NPCCS, through our reliable expertise in the project consultancy and market research field, have demystified the situation by putting forward the emerging business opportunity in the Toilet Paper Rolls, Facial Tissue & Paper Napkins sector in India along with its business prospects. Through this report we have identified Toilet Paper Rolls, Facial Tissue & Paper Napkins project as a lucrative investment avenue.

Paper Napkin Manufacturing Business, Starting Tissue Paper Manufacturing Business in India, Paper Napkins and Facial Tissues, Tissue Paper Industry, Profitable Tissue Paper Manufacturing Business Ideas, Tissue Paper Industry in India, Tissue Paper Manufacturing Business Plan, Tissue Paper and Hygiene in India, Paper Napkins Production, Indian Tissue Paper Industry, Tissue Paper Making, Tissue Paper Production in India, Tissue Paper Manufacturing, Paper Napkins, Toilet Rolls & Facial Tissue Manufacturing Plant, Paper Napkin Manufacturing Business, Paper Napkin Making, How Toilet Paper is Made, Starting Tissue Paper Manufacturing, Project Report on Paper Napkin Manufacturing, Tissue Paper Production, Tissue Paper Production for Hygienic Use, Paper Napkin Manufacturing Process, Manufacturing of Paper Napkins, Low Cost Paper Napkin Making, Tissue Paper Manufacture, Mini Paper Napkin Manufacturing, Paper Napkin Manufacturing Plant, Napkins Manufacturing, Paper Napkin Manufacturing Unit, Paper Napkin Manufacture, Manufacturing Process of Paper Napkins, Production of Paper Napkin, Process for Manufacturing Paper Napkin, Production Process of Paper Napkin, Toilet Paper Manufacturing Process, Start Manufacturing of Toilet Paper, Toilet Paper Manufacturing, Process of Making Tissue Paper, Tissue Paper Production Process, Toilet Paper Roll Manufacturing, How to Start Tissue Paper (Toilet Roll) Production Business, Toilet Paper & Roll Making, Tissue Paper Manufacturing Plants, Disposable Products Manufacturing, Manufacturing of Tissue Paper,

Production of Toilet Paper, Tissue Roll Production, Setup Toilet Paper Manufacturing Business, Toilet Paper Roll and Method for Manufacture, Toilet Roll (Tissue Paper) Production Business, Tissue Paper and Tissue Products, Business Opportunity in Toilet Paper Production, Method for Manufacturing Toilet Paper Roll, How to Produce Toilet Roll, Report on Toilet Paper Industry, How to Start Tissue Roll Manufacturing, Facial Tissues Paper Manufacturing, Facial Tissue Manufacturing Process, Facial Tissue Manufacturing, Manufacturing Process of Facial Tissue, Facial Tissue Manufacture, Method for Producing Facial Tissues, Facial Tissue Production Line, Facial Tissue Production, Guide to Manufacturing Facial Tissue, Business Plan for Manufacturing Facial Tissue, Facial Tissue Production Projects, Facial Tissue Manufacturing Project Ideas, Projects on Small Scale Industries, Small Scale Industries Projects Ideas, Toilet Paper Production Based Small Scale Industries Projects, Project Profile on Small Scale Industries, How to Start Toilet Paper Production in India, Toilet Paper Production Projects,

New Project Profile on Facial Tissue Manufacturing Industries, Project Report on Paper Napkin Manufacturing Industry, Detailed Project Report on Toilet Paper Production, Project Report on Paper Napkin Manufacturing, Pre-Investment Feasibility Study on Paper Napkin Manufacturing, Techno-Economic Feasibility Study on Paper Napkin Manufacturing, Feasibility Report on Toilet Paper Production, Free Project Profile on Paper Napkin Manufacturing, Project Profile on Toilet Paper Production, Download Free Project Profile on Paper Napkin Manufacturing, Industrial Project Report, Project Consultant, Project Consultancy, NPCS, Niir, Process Technology Books, Business Consultancy, Business Consultant, Project Identification and Selection, Preparation of Project Profiles, Startup, Business Guidance, Business Guidance to Clients, Startup Project for Facial Tissue Manufacturing, Startup Project, Startup Ideas, Project for Startups, Startup Project Plan, Business Start-Up, Business Plan for Startup Business, Great Opportunity for Startup, Small Start-Up Business Project, Project Report for Bank Loan, Project Report for Bank Finance, Project Report Format for Bank Loan in Excel, Excel Format of Project Report and CMA Data, Project Report Bank Loan Excel, Detailed Project Plan Reports

Niir Project Consultancy Services (NPCS) can provide Detailed Project Report on Production of Toilet Paper Rolls, Facial Tissue & Paper Napkins

Manufacturing Plant, Detailed Project Report, Profile, Business Plan, Industry Trends, Market Research, Survey, Manufacturing Process, Machinery, Raw Materials, Feasibility Study, Investment Opportunities, Cost and Revenue, Plant Economics, Production Schedule, Working Capital Requirement, Plant Layout, Process Flow Sheet, Cost of Project, Projected Balance Sheets, Profitability Ratios, Break Even Analysis

See more

<https://goo.gl/SLCAuR>

<https://goo.gl/eOtDNh>

<https://goo.gl/4KzOjl>

<https://goo.gl/OX6RWg>

<https://goo.gl/1rPFvY>



Visit us at

www.entrepreneurindia.co



www.entrepreneurindia.co

**Take a look at
Niir Project Consultancy Services
on #Street View**

<https://goo.gl/VstWkd>

*Locate us on
Google Maps*

<https://goo.gl/maps/BKkUtq9gevT2>

OUR CLIENTS

Our inexhaustible Client list includes public-sector companies, Corporate Houses, Government undertaking, individual entrepreneurs, NRI, Foreign investors, non-profit organizations and educational institutions from all parts of the World. The list is just a glimpse of our esteemed & satisfied Clients.

Click here to take a look
<https://goo.gl/G3ICjV>

Free Instant Online Project Identification & Selection Search Facility

Selection process starts with the generation of a product idea. In order to select the most promising project, the entrepreneur needs to generate a few ideas about the possible projects.

Here's we offer a best and easiest way for every entrepreneur to searching criteria of projects on our website www.entrepreneurindia.co that is "Instant Online Project Identification and Selection"

NPCS Team has simplified the process for you by providing a "Free Instant Online Project Identification & Selection" search facility to identify projects based on multiple search parameters related to project costs namely: Plant & Machinery Cost, Total Capital Investment, Cost of the project, Rate of Return% (ROR) and Break Even Point % (BEP). You can sort the projects on the basis of mentioned pointers and identify a suitable project matching your investment requisites.

Click here to go

<http://www.entrepreneurindia.co/project-identification>

Contact us

Niir Project Consultancy Services

106-E, Kamla Nagar, Opp. Spark Mall,

New Delhi-110007, India.

Email: npcs.ei@gmail.com , info@entrepreneurindia.co

Tel: +91-11-23843955, 23845654, 23845886, 8800733955

Mobile: +91-9811043595

Website : www.entrepreneurindia.co , www.niir.org

Take a look at NIIR PROJECT CONSULTANCY SERVICES on

#StreetView

<https://goo.gl/VstWkd>



NIIR PROJECT CONSULTANCY SERVICES

An ISO 9001:2015 Company



Who are we?

- *One of the leading reliable names in industrial world for providing the most comprehensive technical consulting services*
- *We adopt a systematic approach to provide the strong fundamental support needed for the effective delivery of services to our Clients' in India & abroad*

We at NPCS want to grow with you by providing solutions scale to suit your new operations and help you reduce risk and give a high return on application investments. We have successfully achieved top-notch quality standards with a high level of customer appreciation resulting in long lasting relation and large amount of referral work through technological breakthrough and innovative concepts. A large number of our Indian, Overseas and NRI Clients have appreciated our expertise for excellence which speaks volumes about our commitment and dedication to every client's success.



We bring deep, functional expertise, but are known for our holistic perspective: we capture value across boundaries and between the silos of any organization. We have proven a multiplier effect from optimizing the sum of the parts, not just the individual pieces. We actively encourage a culture of innovation, which facilitates the development of new technologies and ensures a high quality product.



What do we offer?

- *Project Identification*
- *Detailed Project Reports/Pre-feasibility Reports*
- *Market Research Reports*
- *Business Plan*
- *Technology Books and Directory*
- *Industry Trend*
- *Databases on CD-ROM*
- *Laboratory Testing Services*
- *Turnkey Project Consultancy/Solutions*
- *Entrepreneur India (An Industrial Monthly Journal)*

How are we different ?

- *We have two decades long experience in project consultancy and market research field*
- *We empower our customers with the prerequisite know-how to take sound business decisions*
- *We help catalyze business growth by providing distinctive and profound market analysis*
- *We serve a wide array of customers , from individual entrepreneurs to Corporations and Foreign Investors*
- *We use authentic & reliable sources to ensure business precision*

Our Approach

Requirement collection

Thorough analysis of the project

Economic feasibility study of the Project

Market potential survey/research

Report Compilation

Who do we serve?

- *Public-sector Companies*
- *Corporates*
- *Government Undertakings*
- *Individual Entrepreneurs*
- *NRI's*
- *Foreign Investors*
- *Non-profit Organizations, NBFC's*
- *Educational Institutions*
- *Embassies & Consulates*
- *Consultancies*
- *Industry / trade associations*

Sectors We Cover

- *Ayurvedic And Herbal Medicines, Herbal Cosmetics*
- *Alcoholic And Non Alcoholic Beverages, Drinks*
- *Adhesives, Industrial Adhesive, Sealants, Glues, Gum & Resin*
- *Activated Carbon & Activated Charcoal*
- *Aluminium And Aluminium Extrusion Profiles & Sections,*
- *Bio-fertilizers And Biotechnology*
- *Breakfast Snacks And Cereal Food*
- *Bicycle Tyres & Tubes, Bicycle Parts, Bicycle Assembling*

Sectors We Cover *Cont...*

- *Bamboo And Cane Based Projects*
- *Building Materials And Construction Projects*
- *Biodegradable & Bioplastic Based Projects*
- *Chemicals (Organic And Inorganic)*
- *Confectionery, Bakery/Baking And Other Food*
- *Cereal Processing*
- *Coconut And Coconut Based Products*
- *Cold Storage For Fruits & Vegetables*
- *Coal & Coal Byproduct*

Sectors We Cover *Cont...*

- *Copper & Copper Based Projects*
- *Dairy/Milk Processing*
- *Disinfectants, Pesticides, Insecticides, Mosquito Repellents,*
- *Electrical, Electronic And Computer based Projects*
- *Essential Oils, Oils & Fats And Allied*
- *Engineering Goods*
- *Fibre Glass & Float Glass*
- *Fast Moving Consumer Goods*
- *Food, Bakery, Agro Processing*

Sectors We Cover *Cont...*

- *Fruits & Vegetables Processing*
- *Ferro Alloys Based Projects*
- *Fertilizers & Biofertilizers*
- *Ginger & Ginger Based Projects*
- *Herbs And Medicinal Cultivation And Jatropha (Biofuel)*
- *Hotel & Hospitality Projects*
- *Hospital Based Projects*
- *Herbal Based Projects*
- *Inks, Stationery And Export Industries*

Sectors We Cover *Cont...*

- *Infrastructure Projects*
- *Jute & Jute Based Products*
- *Leather And Leather Based Projects*
- *Leisure & Entertainment Based Projects*
- *Livestock Farming Of Birds & Animals*
- *Minerals And Minerals*
- *Maize Processing(Wet Milling) & Maize Based Projects*
- *Medical Plastics, Disposables Plastic Syringe, Blood Bags*
- *Organic Farming, Neem Products Etc.*

Sectors We Cover *Cont...*

- *Paints, Pigments, Varnish & Lacquer*
- *Paper And Paper Board, Paper Recycling Projects*
- *Printing Inks*
- *Packaging Based Projects*
- *Perfumes, Cosmetics And Flavours*
- *Power Generation Based Projects & Renewable Energy Based Projects*
- *Pharmaceuticals And Drugs*
- *Plantations, Farming And Cultivations*
- *Plastic Film, Plastic Waste And Plastic Compounds*
- *Plastic, PVC, PET, HDPE, LDPE Etc.*

Sectors We Cover *Cont...*

- *Potato And Potato Based Projects*
- *Printing And Packaging*
- *Real Estate, Leisure And Hospitality*
- *Rubber And Rubber Products*
- *Soaps And Detergents*
- *Stationary Products*
- *Spices And Snacks Food*
- *Steel & Steel Products*
- *Textile Auxiliary And Chemicals*

Sectors We Cover *Cont...*

- *Township & Residential Complex*
- *Textiles And Readymade Garments*
- *Waste Management & Recycling*
- *Wood & Wood Products*
- *Water Industry(Packaged Drinking Water & Mineral Water)*
- *Wire & Cable*

Contact us

Niir Project Consultancy Services

106-E, Kamla Nagar, Opp. Spark Mall,

New Delhi-110007, India.

Email: npcs.ei@gmail.com , info@entrepreneurindia.co

Tel: +91-11-23843955, 23845654, 23845886, 8800733955

Mobile: +91-9811043595

Website : www.entrepreneurindia.co , www.niir.org

Take a look at NIIR PROJECT CONSULTANCY SERVICES on

#StreetView

<https://goo.gl/VstWkd>



Follow us



➤ <https://www.linkedin.com/company/niir-project-consultancy-services>



➤ <https://www.facebook.com/NIIR.ORG>



➤ <https://www.youtube.com/user/NIIRproject>



➤ <https://plus.google.com/+EntrepreneurIndiaNewDelhi>



➤ https://twitter.com/npcs_in



➤ <https://www.pinterest.com/npcsindia/>





For more information, visit us at:

www.niir.org

www.entrepreneurindia.co